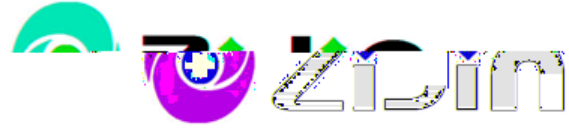


香港交易及結算所有限公司及香港聯合交易所有限公司對本文件之內容概不負責，對其準確性或完整性亦不發表任何聲明，並明確表示概不就因本文件全部或任何部分內容而產生或因依賴該等內容而引致之任何損失承擔任何責任。




Zijin Mining Group Co., Ltd.\*


紫金礦業集團股份有限公司

(一家於中華人民共和國註冊成立的股份有限公司  
(股票代碼：2899))

7)



本公司之董事會成員包括趙海濱先生(董事長)、劉建軍先生、



“ ”

2021 12 31	146,296.42
	42,321.42
	7,448.91
2022 12 31	111,423.91

“

”

“

”

“

”

“

”

“

”

“

”

“

”

“

”

“

”

“

”

“

”

				2022 12 31	2022 12 31	2022 12 31		
			A	B	C	D	E	F=A+B- C-D+E
		14100301290021436 72	597,300. 00	-	584,644.86	-	944.29	13,599.43
1		14100301299000464 52	-	298,644.86	10,602.30	234,878.66	6,439.11	59,603.01
		13740101040020985	-	218,000.00	219,355.03	-	1,355.03	-
1		13740114048400117	-	219,355.03	183,127.05	36,228.15	0.46	0.29
Cukaru Peki B.V. 1		NL13BKCH2002504 369	-	183,127.05	183,126.87	-	(0.18)	-
1		RS353850202050003 82591	-	183,126.87	-	183,126.86	(0.01)	-
		17501010010015411 2	-	68,000.00	65,665.28	2,334.72	685.39	685.39
		17501010010015474 3	-	65,665.28	65,665.28	-	3.29	3.29
		17501010010015435 6	-	65,665.28	60,900.95	5,797.75	1,033.42	-
		17501010010017590 8	-	60,900.95	-	25,848.15	452.57	35,505.37
1		14100301299000773 47	-	10,602.30	-	8,600.96	25.79	2,027.13
	2		597,300. 00	1,373,087.62	1,373,087.62	496,815.25	10,939.16	111,423.9 1

1	Cukaru Peki B.V.							
	1	6.4674	2022	12	31			8,557.99
		59,603.01				0.04	0.29	Cukaru Peki B.V. 291.06
		2,027.13						
2		597,300.00				597,028.51		271.49
	1				2,700.00			448.70
	2						177.21	

“

”

“

”

“

”

“

”



1 2020

2020	597,028.51		42,321.42
	77,045.30		
	77,045.30		496,815.25
	12.90%		

(1)

(2)

1		-	77,045.30	77,045.30	8,600.96	8,600.96	(68,444.34)	11.16	2026	7		6
		<b>597,028.51</b>	<b>597,028.51</b>	<b>597,028.51</b>	<b>42,321.42</b>	<b>496,815.25</b>	<b>(100,213.26)</b>	<b>83.21</b>				

1 “ ”

2 Rakita

3 Kamo-a-Kakula 2021 5 2022 33.35

4 Timok 2021 10 2022 11.1 4.73

5 2024 1

6 2026 7

			(1)		(2)	(%) (3)=(2)/(1)				
	Kamoa-Kakula	77,045.30	77,045.30	8,600.96	8,600.96	11.16	2026	7		
			“ ”							